



GERMANY TECHNOLOGY

14 OPzS 1750

(2V-1800AH @ C10)

Specifications:

- ☑ Very high operational reliability under rough operating conditions.
- ☑ Low maintenance due to reduced antimony in the alloy and high electrolyte reserve.
- ☑ 20 years at 20°C (80% remaining capacity from C10).
- ☑ Also designed for cyclic applications.
- ☑ Also available in dry charged condition with separate electrolyte.
- ☑ Low gassing due to PbSb1.6SnSe alloy (EN 50272-2).
- ☑ Conforms to DIN 40 736 and DIN 40 737 T3.
- ☑ Electrolyte: diluted sulphuric acid dN = 1.25 kg/l.
- ☑ Optimized plate design produces increased capacities compared to DIN.
- ☑ Completely recyclable.

Applications

- ☑ Telecommunications
- ☑ Emergency lighting
- ☑ Microwave radio systems
- ☑ Power generation plants
- ☑ Photovoltaics

PROVEN HIGH RELIABILITY ENERGY STORAGE FOR CRITICAL APPLICATION

HIGH PERFORMANCE

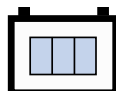


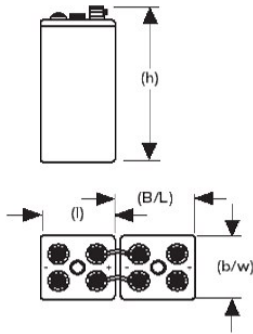
Innovative Features

- ☑ Tubular positive plates: Robust tubular plates consisting of a lead antimony alloy, optimized for high corrosion resistances.
- ☑ Pasted negative plates: Grid plate construction consisting of low antimony with long-life expander material.
- ☑ Separators: Microporous and robust, for electrical separation of the positive and negative plates and optimized for low internal resistance.
- ☑ Container: High impact, transparent SAN (Styrol-Acryl-Nitril).
- ☑ Safety Vents: Cells incorporate flame retardant ceramic plugs that filter out any drops of electrolyte from the escaping gases preventing any errant spark or flame from entering the battery.
- ☑ Poles: Screw connection for easy and safe assembly and maintenance-free connection with excellent conductivity.
- ☑ Post seals: Extremely high integrity post seal design to prevent electrolyte leakage and terminal corrosion.
- ☑ Connectors: Flexible, fully insulated cable connectors screwed to the terminal with an insulated screw having a probe hole on the top for electrical measurement.

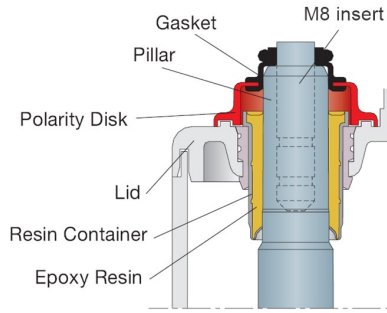
Standard and Compliance

- ☑ DIN 40736 part 1
- ☑ DIN 40737 part 2
- ☑ IEC 896 part 1

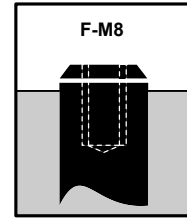




Dimension figure



High Reliability Post Seal



16 Nm

Container: SAN (acrylonitrile polystyrene),
UL 94 V-0 standard

Tubular OPzS Range Electrical Specifications & Dimensions

Part number	DIN Type	Nom. Voltage (V)	C8 AH to 1.75VPC	C10 AH to 1.80VPC	C100 AH to 1.80VPC	Outline Dimensions (mm)				Weight With acid (kg)	Acid Weight (kg)	Pole Pairs	Internal Resist. acc. to IEC 896-2 mOhms	Short Circuit Current	Terminal
						Length (l)	Width (b/w)	Height (h)	Installed Length (B/L)						
2T5141750	14 OPzS 1750	2	1800	1800	2573	215	277	845	225	114	32.7	2	0.3	9300	F-M8

Acid density $d_N = 1.250 \text{ kg/l}$

Tubular OPzS Range Discharge Data Amperes at 20°C

End Point Volts/Cell	Discharge Time in Minutes					Discharge Time in hours									
	5 min	10 min	15 min	20 min	30 min	1 hour	1.5 hour	2 hour	3 hour	4 hour	5 hour	8 hour	10 hour	20 hour	
1.90	525	524	514	505	483	422	388	353	298	258	233	174	149	80.3	
1.87	580	578	566	554	530	460	421	382	320	276	247	184	158	85.2	
1.85	635	632	617	602	576	497	454	410	342	293	261	194	166	90.0	
1.83	713	708	691	671	638	543	493	442	364	310	274	201	172	93.4	
1.80	831	823	801	774	731	612	551	490	396	334	293	212	180	98.6	
1.75	1025	1010	977	936	873	716	634	554	437	366	319	225	188	103	
1.70	1215	1190	1150	1090	1005	814	704	607	468	389	337	232	193	106	
1.65	1410	1375	1315	1245	1135	904	763	648	490	405	349	236	194	107	

Tubular OPzS Range Discharge Data Watts at 20°C

End Point Volts/Cell	Discharge Time in Minutes					Discharge Time in hours									
	5 min	10 min	15 min	20 min	30 min	1 hour	1.5 hour	2 hour	3 hour	4 hour	5 hour	8 hour	10 hour	20 hour	
1.90	821	821	809	813	772	695	645	605	525	466	428	325	284	151	
1.87	1030	1030	1010	995	889	835	769	703	598	521	472	356	308	167	
1.85	1175	1170	1145	1115	1070	927	850	770	648	557	500	375	324	177	
1.83	1300	1295	1270	1235	1175	1005	915	823	686	586	522	387	334	183	
1.80	1495	1485	1450	1410	1335	1120	1015	905	740	628	555	406	347	192	
1.75	1795	1780	1725	1665	1560	1280	1140	1005	805	679	599	427	360	200	
1.70	2070	2040	1980	1890	1755	1430	1245	1085	850	712	626	438	368	205	
1.65	2330	2295	2210	2115	1945	1565	1330	1145	883	737	645	444	369	206	

Long Duration Discharge Capacity (Ah) at 20°C

Part No.	DIN Type	End Point Volts/Cell	C ₂₄	C ₄₈	C ₇₂	C ₉₆	C ₁₀₀	C ₁₂₀	C ₂₄₀
2T5141750	14 OPzS 1750	1.85	2163	2415	2524	2539	2548	2560	2606
		1.80	2185	2439	2549	2564	2573	2586	2632

Actual battery performance data may be +/-5% of figures shown above.

