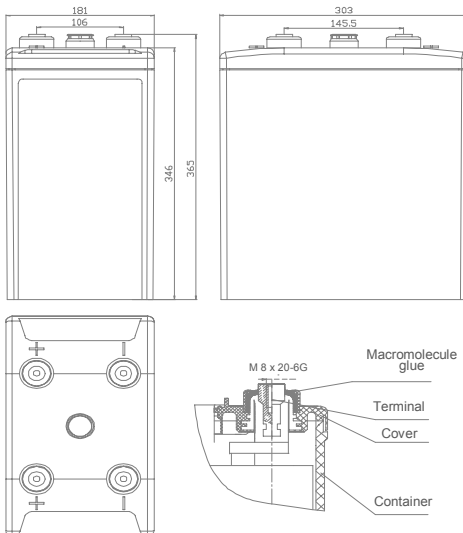




# HIGH PERFORMANCE LC 2-800

VALVE REGULATED LEAD CARBON  
2V FLAT PASTED PLATE  
BATTERY



## Innovative Features

- ◆ 20+ years design life;
- ◆ Unique super lead carbon technology, deep cycle battery design;
- ◆ Negative electrode with highly conductive carbon material, reduced sulfation of negative plate;
- ◆ Outstanding PSOC (partial state of charge ) cycle performance;
- ◆ 5~8 times cycle life between 30 and 70 percent state-of-charge compared with normal VRLA, without fear of becoming sulfated;
- ◆ Excellent recharge acceptance performance, recharge fast after deep discharge;
- ◆ Excellent quick charge performance, reduce charging time by 30%~50%;
- ◆ Wide operating temperature range: -40°C to +80°C;
- ◆ Low self-discharge rate <3%/month;
- ◆ Complies with IEC60896, IEC61427 standards;

## Performance Specifications

<b>Normal Voltage</b>	2V
<b>Capacity</b>	800Ah @ 10hr to 1.80V per cell @ 25°C (77°F)
<b>Dimension</b>	Length x Width x Height x Total Height: 303x181x346x365 (mm)
<b>Weight</b>	45.0kg (99.0lbs)
<b>Internal Resistance</b>	Approx. 0.30 mΩ
<b>Short Circuit Current</b>	6400A
<b>Self Discharge @ 25°C (77°F)</b>	No more than 3% after 30 days storage
<b>Applicable Operating Temperature Range</b>	-40°C~80°C (-40°F~176°F )
<b>Ideal Operating Temperature Range</b>	20°C~30°C (68°F~86°F)
<b>Maximum Charge Current</b>	160A
<b>Charging Voltage @ 25°C (77°F)</b>	Float: 2.25V, Temps coefficient -3 mV/°C Cycle: 2.35V, Temps coefficient -3 mV/°C
<b>Contain Materials</b>	ABS
<b>Terminal Type</b>	F-M8



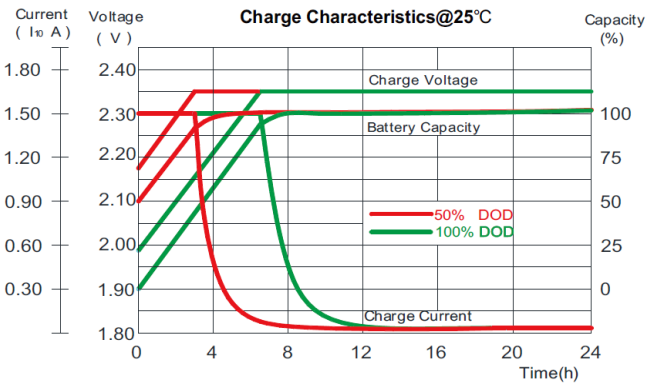
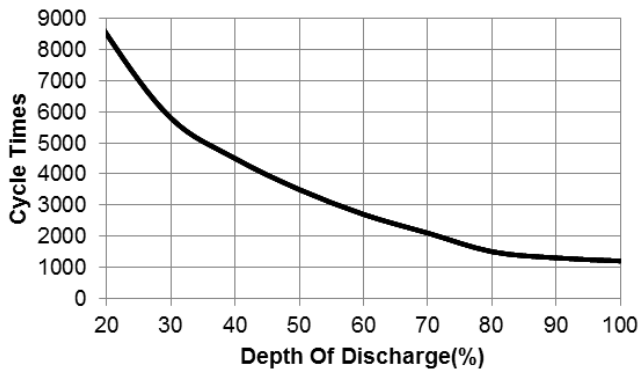
Constant Current Discharge Characteristics - Watts Per Cell @ 25°C (77°F)

Final VPC	Discharge Time In Minutes			Discharge Time In Hours								
	15	30	60	2	3	5	8	10	20	48	72	100
1.80	1670	1314	921	494	394	269	206	175	91.7	39.30	27.7	21.0
1.75	1834	1478	1014	522	416	279	218	184	95.4	40.90	29.2	22.1
1.67	1924	1532	1036	539	430	287	223	188	97.2	41.60	29.8	22.5

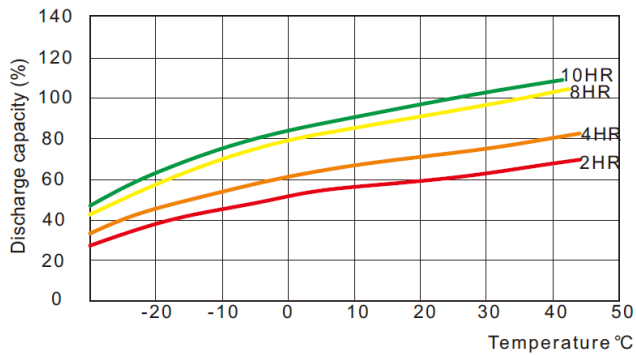
Constant Power Discharge Characteristics - Amperes @ 25°C (77°F)

Final VPC	Discharge Time In Minutes			Discharge Time In Hours								
	15	30	60	2	3	5	8	10	20	48	72	100
1.80	772	569	384	242	193	138	97.0	81.6	44.0	19.0	12.9	9.79
1.75	878	638	425	256	204	143	101	84.8	45.7	19.6	13.5	10.2
1.67	966	681	455	265	211	147	103	86.5	46.5	19.9	13.7	10.4

Cycle life vs. Depth of Discharge at 25°C (77°F)



Capacity at Different Temperature



Self-discharge at Different Temperature

