

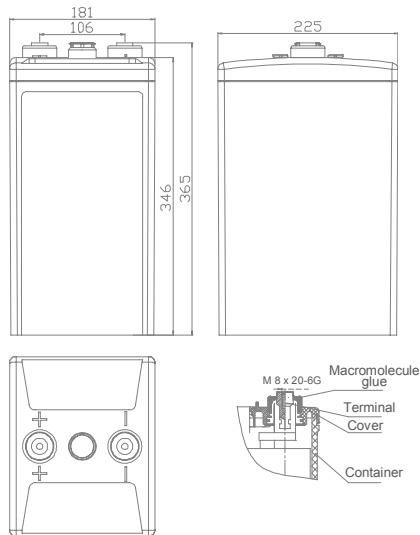


# HIGH

## PERFORMANCE

### LC 2-600

VALVE REGULATED LEAD CARBON  
2V FLAT PASTED PLATE  
BATTERY



#### Innovative Features

- ◆ 20+ years design life;
- ◆ Unique super lead carbon technology, deep cycle battery design;
- ◆ Negative electrode with highly conductive carbon material, reduced sulfation of negative plate;
- ◆ Outstanding PSOC (partial state of charge ) cycle performance;
- ◆ 5~8 times cycle life between 30 and 70 percent state-of-charge compared with normal VRLA, without fear of becoming sulfated;
- ◆ Excellent recharge acceptance performance, recharge fast after deep discharge;
- ◆ Excellent quick charge performance, reduce charging time by 30%~50%;
- ◆ Wide operating temperature range: -40°C to +80°C;
- ◆ Low self-discharge rate <3%/month;
- ◆ Complies with IEC60896, IEC61427 standards;

#### Performance Specifications

<b>Normal Voltage</b>	2V
<b>Capacity</b>	600Ah @ 10hr to 1.80V per cell @ 25°C (77°F)
<b>Dimension</b>	Length x Width x Height x Total Height: 225x181x346x365 (mm)
<b>Weight</b>	33.0kg (72.6lbs)
<b>Internal Resistance</b>	Approx. 0.31 mΩ
<b>Short Circuit Current</b>	4860A
<b>Self Discharge @ 25°C (77°F)</b>	No more than 3% after 30 days storage
<b>Applicable Operating Temperature Range</b>	-40°C~80°C (-40°F~176°F )
<b>Ideal Operating Temperature Range</b>	20°C~30°C (68°F~86°F)
<b>Maximum Charge Current</b>	120A
<b>Charging Voltage @ 25°C (77°F)</b>	Float: 2.25V, Temps coefficient -3 mV/°C Cycle: 2.35V, Temps coefficient -3 mV/°C
<b>Contain Materials</b>	ABS
<b>Terminal Type</b>	F-M8



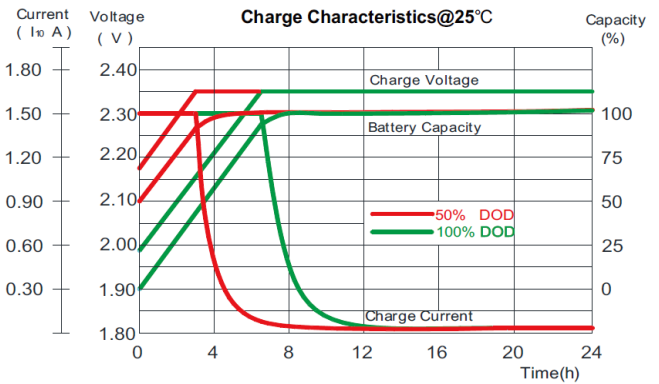
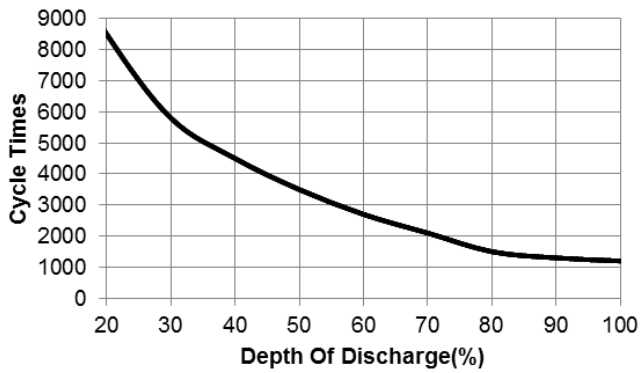
Constant Current Discharge Characteristics - Watts Per Cell @ 25°C (77°F)

Final VPC	Discharge Time In Minutes			Discharge Time In Hours								
	15	30	60	2	3	5	8	10	20	48	72	100
1.80	1235	976	694	375	299	205	143	120	69.1	29.50	19.1	14.4
1.75	1356	1097	764	395	315	212	147	125	71.9	30.60	19.9	15.0
1.67	1424	1138	782	409	326	218	153	127	73.3	31.20	20.2	15.3

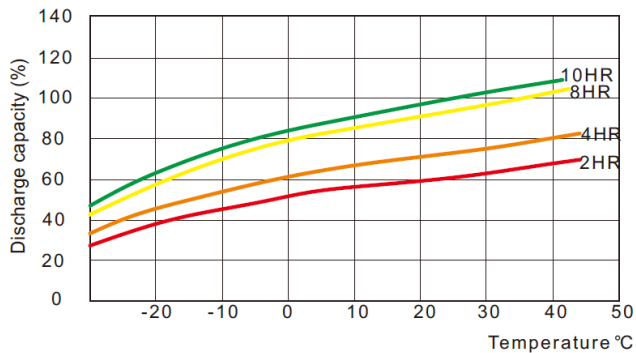
Constant Power Discharge Characteristics - Amperes @ 25°C (77°F)

Final VPC	Discharge Time In Minutes			Discharge Time In Hours								
	15	30	60	2	3	5	8	10	20	48	72	100
1.80	571	422	290	183	146	105	74.4	61.9	33.2	14.4	9.82	7.43
1.75	649	474	321	194	155	109	76.6	63.6	34.4	14.7	10.1	7.63
1.67	715	505	343	201	160	112	78.2	65.3	35.1	14.9	10.4	7.83

Cycle life vs. Depth of Discharge at 25°C (77°F)



Capacity at Different Temperature



Self-discharge at Different Temperature

