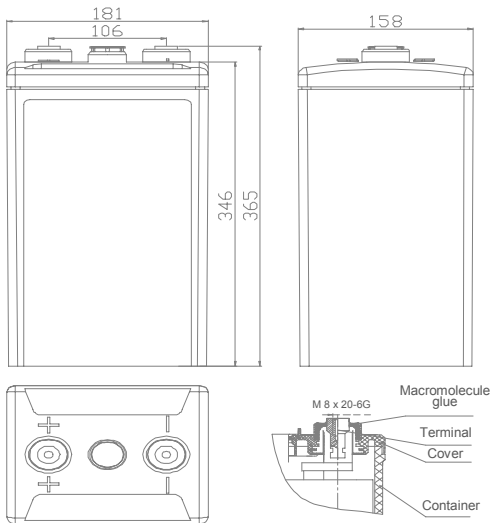




HIGH PERFORMANCE LC 2-400

VALVE REGULATED LEAD CARBON
2V FLAT PASTED PLATE
BATTERY



Innovative Features

- ◆ 20+ years design life;
- ◆ Unique super lead carbon technology, deep cycle battery design;
- ◆ Negative electrode with highly conductive carbon material, reduced sulfation of negative plate;
- ◆ Outstanding PSOC (partial state of charge) cycle performance;
- ◆ 5~8 times cycle life between 30 and 70 percent state-of-charge compared with normal VRLA, without fear of becoming sulfated;
- ◆ Excellent recharge acceptance performance, recharge fast after deep discharge;
- ◆ Excellent quick charge performance, reduce charging time by 30%~50%;
- ◆ Wide operating temperature range: -40°C to +80°C;
- ◆ Low self-discharge rate <3%/month;
- ◆ Complies with IEC60896, IEC61427 standards;

Performance Specifications

Normal Voltage	2V
Capacity	400Ah @ 10hr to 1.80V per cell @ 25°C (77°F)
Dimension	Length x Width x Height x Total Height: 158x181x346x365 (mm)
Weight	23.0kg (50.6lbs)
Internal Resistance	Approx. 0.39 mΩ
Short Circuit Current	3220A
Self Discharge @ 25°C (77°F)	No more than 3% after 30 days storage
Applicable Operating Temperature Range	-40°C~80°C (-40°F~176°F)
Ideal Operating Temperature Range	20°C~30°C (68°F~86°F)
Maximum Charge Current	80A
Charging Voltage @ 25°C (77°F)	Float: 2.25V, Temps coefficient -3 mV/°C Cycle: 2.35V, Temps coefficient -3 mV/°C
Contain Materials	ABS
Terminal Type	F-M8



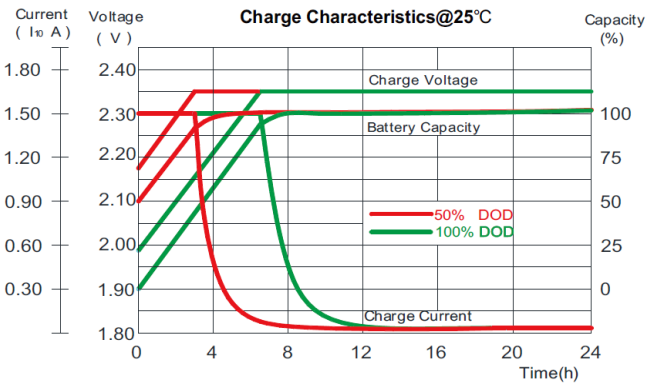
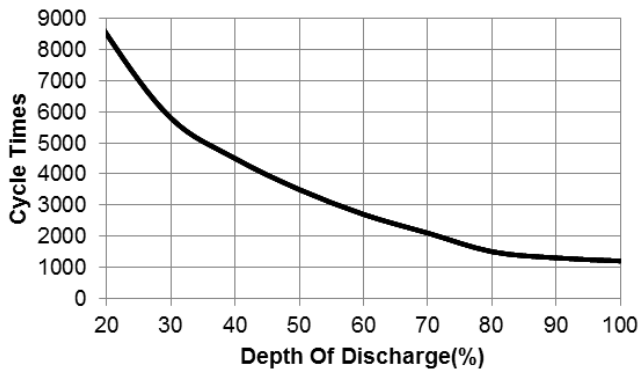
Constant Current Discharge Characteristics - Watts Per Cell @ 25°C (77°F)

Final VPC	Discharge Time In Minutes			Discharge Time In Hours								
	15	30	60	2	3	5	8	10	20	48	72	100
1.80	858	675	473	252	201	137	95.1	79.9	46.1	19.70	12.7	9.58
1.75	942	759	520	266	212	142	99.2	83.0	48.0	20.50	13.2	9.95
1.67	989	788	532	277	221	146	102	85.0	48.9	20.80	13.5	10.2

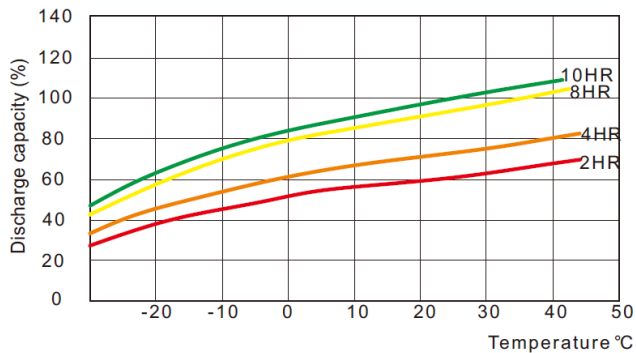
Constant Power Discharge Characteristics - Amperes @ 25°C (77°F)

Final VPC	Discharge Time In Minutes			Discharge Time In Hours								
	15	30	60	2	3	5	8	10	20	48	72	100
1.80	397	292	198	124	98.8	70.3	49.7	41.4	22.2	9.56	6.56	4.96
1.75	451	328	219	130	104	72.8	51.2	42.5	23.0	9.79	6.74	5.10
1.67	496	350	234	135	108	74.6	52.2	43.5	23.4	10.0	6.90	5.22

Cycle life vs. Depth of Discharge at 25°C (77°F)



Capacity at Different Temperature



Self-discharge at Different Temperature

