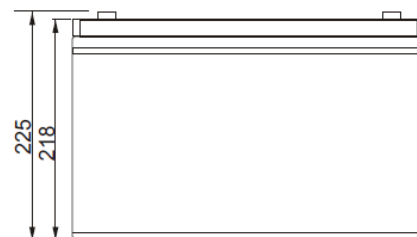
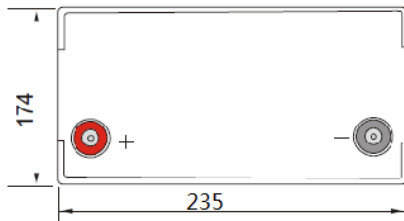




HIGH

PERFORMANCE
LC 12-65

VALVE REGULATED LEAD CARBON
12V FLAT PASTED PLATE
BATTERY



Innovative Features

- 15+ years design life;
- Unique super lead carbon technology, deep cycle battery design;
- Negative electrode with highly conductive carbon material, reduced sulfation of negative plate;
- Outstanding PSOC (partial state of charge) cycle performance;
- 5~8 times cycle life between 30 and 70 percent state-of-charge compared with normal VRLA, without fear of becoming sulfated;
- Excellent recharge acceptance performance, recharge fast after deep discharge;
- Excellent quick charge performance, reduce charging time by 30%~50%;
- Wide operating temperature range: -40°C to +80°C;
- Low self-discharge rate <3%/month;
- Complies with IEC60896, IEC61427 standards;

Performance Specifications

Normal Voltage	12V
Capacity	65Ah @ 10hr to 1.80V per cell @ 25°C (77°F)
Dimension	Length x Width x Height x Total Height: 235x174x218x225 (mm)
Weight	21.0kg (46.2lbs)
Internal Resistance	Approx. 6.0 mΩ
Short Circuit Current	936A
Self Discharge @ 25°C (77°F)	No more than 3% after 30 days storage
Applicable Operating Temperature Range	-40°C~80°C (-40°F~176°F)
Ideal Operating Temperature Range	20°C~30°C (68°F~86°F)
Maximum Charge Current	13A
Charging Voltage @ 25°C (77°F)	Float: 13.5V, Temps coefficient -18 mV/°C Cycle: 14.1V, Temps coefficient -18 mV/°C
Contain Materials	ABS
Terminal Type	F-M6



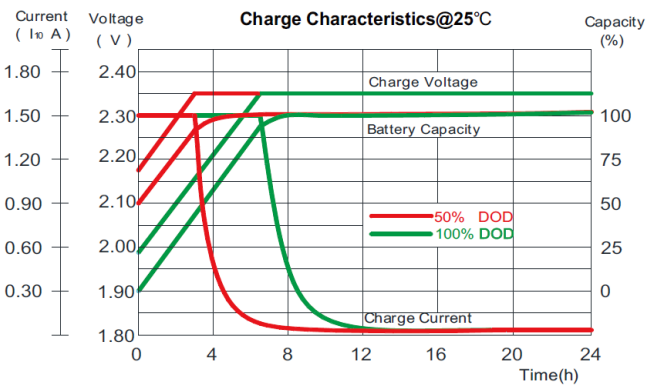
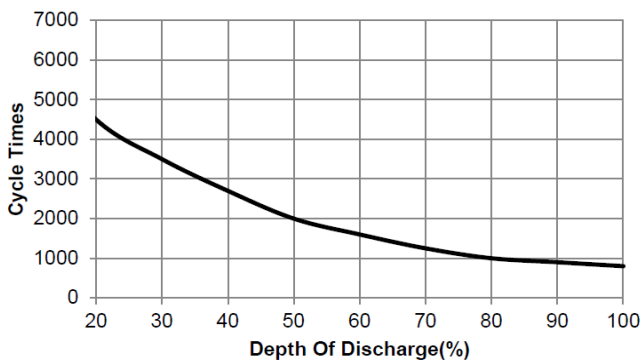
Constant Current Discharge Characteristics - Watts Per Cell @ 25°C (77°F)

Final VPC	Discharge Time In Minutes						Discharge Time In Hours									
	5	10	15	20	30	45	1	2	3	4	5	6	8	10	20	
1.80	267	209	182	155	116	84.5	69.5	42.9	32.1	25.7	21.6	19.0	15.4	13.1	6.88	
1.75	286	220	191	162	121	87.8	71.8	44.1	32.7	26.2	21.9	19.3	15.6	13.2	6.93	
1.67	309	232	201	172	129	93	75.4	45.9	33.8	27.0	22.5	19.8	15.9	13.4	7.04	

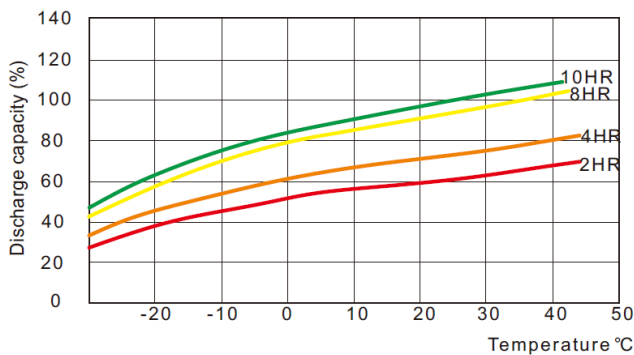
Constant Power Discharge Characteristics - Amperes @ 25°C (77°F)

Final VPC	Discharge Time In Minutes						Discharge Time In Hours									
	5	10	15	20	30	45	1	2	3	4	5	6	8	10	20	
1.80	145	112	97.2	82.0	60.8	44.5	36.5	22.0	16.5	13.1	11.0	9.66	7.79	6.62	3.47	
1.75	158	119	102	86.1	63.8	46.5	37.8	22.7	16.8	13.4	11.2	9.84	7.93	6.70	3.51	
1.67	176	129	108	92.2	68.8	49.6	39.9	23.8	17.5	13.8	11.6	10.1	8.14	6.84	3.60	

Cycle life vs. Depth of Discharge at 25°C (77°F)



Capacity at Different Temperature



Self-discharge at Different Temperature

