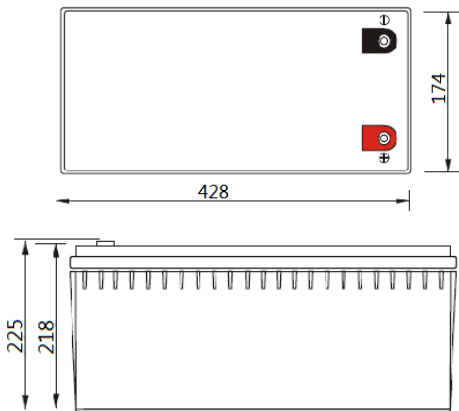




HIGH PERFORMANCE

LC 12-120

VALVE REGULATED LEAD CARBON
12V FLAT PASTED PLATE
BATTERY



Innovative Features

- 15+ years design life;
- Unique super lead carbon technology, deep cycle battery design;
- Negative electrode with highly conductive carbon material, reduced sulfation of negative plate;
- Outstanding PSOC (partial state of charge) cycle performance;
- 5~8 times cycle life between 30 and 70 percent state-of-charge compared with normal VRLA, without fear of becoming sulfated;
- Excellent recharge acceptance performance, recharge fast after deep discharge;
- Excellent quick charge performance, reduce charging time by 30%~50%;
- Wide operating temperature range: -40°C to +80°C;
- Low self-discharge rate <3%/month;
- Complies with IEC60896, IEC61427 standards;

Performance Specifications

Normal Voltage	12V
Capacity	120Ah @ 10hr to 1.80V per cell @ 25°C (77°F)
Dimension	Length x Width x Height x Total Height: 428x174x218x225 (mm)
Weight	37.0kg (81.4lbs)
Internal Resistance	Approx. 4.2mΩ
Short Circuit Current	1728A
Self Discharge @ 25°C (77°F)	No more than 3% after 30 days storage
Applicable Operating Temperature Range	-40°C~80°C (-40°F~176°F)
Ideal Operating Temperature Range	20°C~30°C (68°F~86°F)
Maximum Charge Current	24A
Charging Voltage @ 25°C (77°F)	Float: 13.5V, Temps coefficient -18 mV/°C Cycle: 14.1V, Temps coefficient -18 mV/°C
Contain Materials	ABS
Terminal Type	F-M6



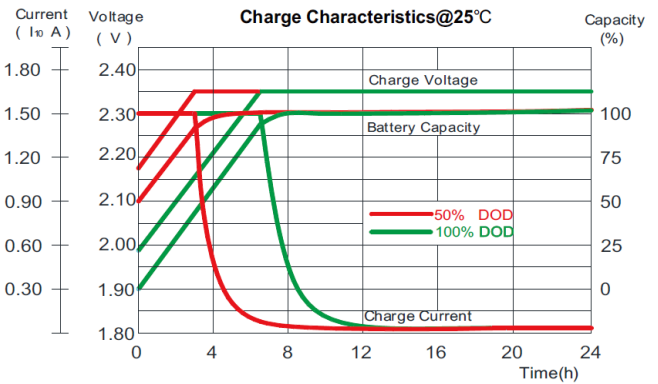
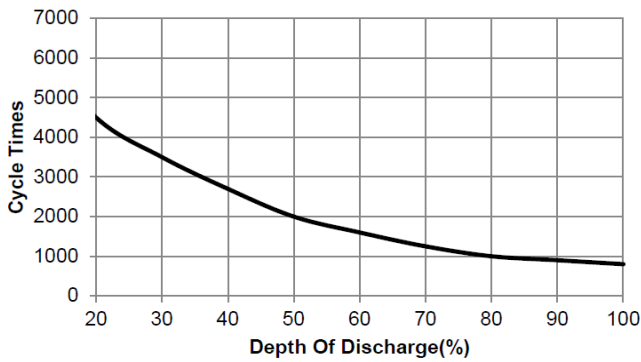
Constant Current Discharge Characteristics - Watts Per Cell @ 25°C (77°F)

Final VPC	Discharge Time In Minutes						Discharge Time In Hours									
	5	10	15	20	30	45	1	2	3	4	5	6	8	10	20	
1.80	492	386	336	285	214	156	128	79.2	59.3	47.4	39.9	35.1	28.4	24.2	12.7	
1.75	528	406	352	298	224	162	133	81.4	60.4	48.4	40.4	35.6	28.8	24.4	12.8	
1.67	571	429	371	317	239	172	139	84.7	62.4	49.8	41.5	36.6	29.4	24.7	13.0	

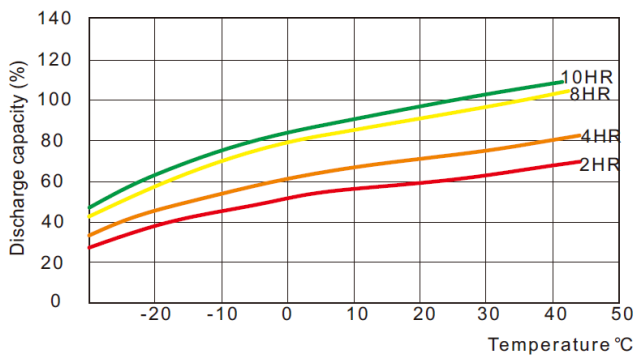
Constant Power Discharge Characteristics - Amperes @ 25°C (77°F)

Final VPC	Discharge Time In Minutes						Discharge Time In Hours									
	5	10	15	20	30	45	1	2	3	4	5	6	8	10	20	
1.80	268	207	179	151	112	82.2	67.3	40.6	30.4	24.2	20.3	17.8	14.4	12.2	6.40	
1.75	291	220	188	159	118	85.8	69.7	42.0	31.0	24.8	20.7	18.2	14.6	12.4	6.50	
1.67	324	239	199	170	127	91.5	73.6	44.0	32.3	25.5	21.4	18.6	15.0	12.6	6.60	

Cycle life vs. Depth of Discharge at 25°C (77°F)



Capacity at Different Temperature



Self-discharge at Different Temperature

