

# EXCELLENT CYCLING ABILITY

FOR  
SOLAR / PHOTOVOLTAIC  
WIND GENERATION  
INVERTER / MOBILITY  
TELECOMMUNICATION  
APPLICATIONS



## DP-12150B

SEALED VRLA MONOBLOC AGM BATTERIES  
VALVE REGULATED LEAD ACID BATTERY  
FOR CYCLING APPLICATIONS

**12V 150AH @ 20 HR RATE to 1.75VPC**

**12V 165AH @ 100 HR RATE to 1.75VPC**

# LONG DURATION

### Innovative Features

- ◆ Thick positive plate design and high Tin alloy~12 years design life @ 20°C(68°F).
- ◆ Valve regulated lead acid battery (VRLA).
- ◆ High-Compression Absorbed Glass Mat technology (AGM) for greater than 99% recombination efficiency.
- ◆ Proprietary Fixed Orifice Plate Pasting technology applying active materials on both sides of the grid for consistent cell-to-cell performance, higher capacity and uniform grid protection.
- ◆ Operates at a low internal pressure.
- ◆ Heavy duty insert copper terminals for ease of assembly, reduced maintenance and increased safety.
- ◆ Advanced lead tin calcium alloy, reduces grid corrosion and promotes long battery life.
- ◆ Standard: Reinforced ABS (UL 94HB) container and cover.
- ◆ Optional: Flame-retardant reinforced ABS container and cover compliant with U.L.94 V-0 with an Oxygen limiting Index of greater than 28%.
- ◆ Over-sized, through the partition inter-cell welds provide low resistance connections, with minimal power loss.
- ◆ Flame arresting, low pressure safety release venting system for individual cells, recognized per U.L. 924.
- ◆ Multicell design for ease of installation and maintenance.
- ◆ Horizontal or vertical operation.

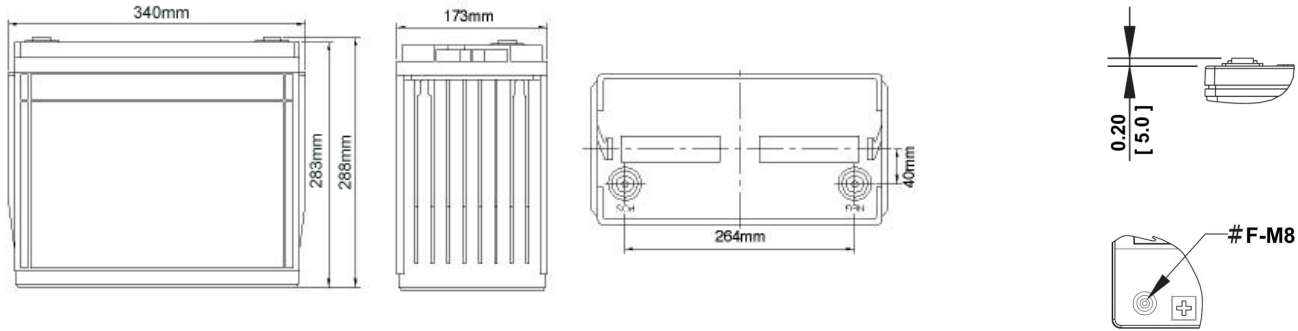
12 VOLTS - 150 AMPERE HOUR @ 20 HOUR RATE

AH Capacity to 1.75VPC @ 20°C (68°F)

End Point Volts/Cell	1.5hr	2hr	3hr	4hr	5hr	8hr	10hr	12hr	20hr	24hr	100hr
1.75	95.9	102	110	116	119	130	134	138	150	153	165

# Deep Cycle AGM Range

**EverExceed**<sup>®</sup>  
power your applications



Length: 340mm Width: 173mm Height: 288mm

### Electrical Specifications

Cells Per Unit	Voltage Per Unit	Weight	Electrolyte	Maximum Discharge Current(5s)	Short Circuit Current	Internal Resistance Milli-ohms
6	12.84	88.0lbs 40.0kg	SG = 1.300	1350 Amps	3750 Amps	2.8

<b>Capacity</b>	150 Ah @ 20 hr. rate to 1.75 volts per cell @ 20°C (68°F). 165 Ah @ 100 hr. rate to 1.75 volts per cell @ 20°C (68°F).
<b>Applicable Operating Temperature Range</b>	-40°C (-40°F) to +70°C (158°F).
<b>Ideal Operating Temperature Range</b>	+20°C (+68°F) to +30°C (+86°F).
<b>Floating Charging Voltage</b>	13.5 to 13.8 VDC/unit Average at 20°C (77°F).
<b>Recommended Maximum Charging Current Limit</b>	30 Amperes ( 0.20C20 Amperes )
<b>Equalization and Cycle Service Charging Voltage</b>	14.1 to 14.4 VDC/unit Average at 20°C (77°F).
<b>Maximum AC Ripple (Charger)</b>	0.5% RMS or 1.5% P-P of float charge voltage recommended for best results. Maximum voltage allowed = 1.4% RMS (4% P-P). Maximum current allowed = 0.75 amperes RMS (C/20) to 1.75VPC.
<b>Self Discharge</b>	EverExceed Deep Cycle AGM Range batteries may be stored for up to 12 months at 20°C (68°F) and then a freshening charge is required. For higher temperatures the time interval will be shorter.
<b>Accessories</b>	F-M8 inter unit connectors racks and cabinet systems are available.
<b>Terminal: Inserted</b>	Threaded copper alloy insert terminal.
<b>Terminal Hardware Initial Torque: Inserted Terminal</b>	11 N-m

### Constant Power Discharging Ratings - Watts Per Cell @ 20°C (68°F)

End Point Volts/Cell	1.5hr	2hr	3hr	4hr	5hr	8hr	10hr	12hr	20hr	24hr	100hr
1.85	113	90.9	66.1	52.7	43.9	29.7	24.8	21.2	14.1	11.8	3.10
1.80	121	95.8	68.6	54.3	45.3	30.9	25.8	22.0	14.3	12.1	3.28
1.75	123	97.2	70.6	56.2	46.0	31.7	26.3	22.4	14.7	12.5	3.40

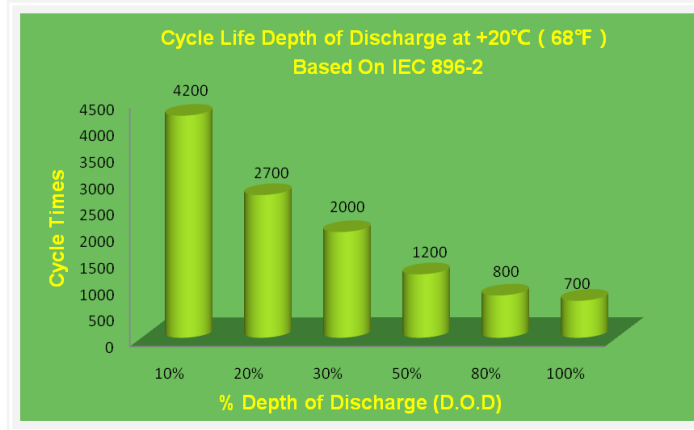
### Constant Current Discharging Ratings - Amperes Per Cell @ 20°C (68°F)

End Point Volts/Cell	1.5hr	2hr	3hr	4hr	5hr	8hr	10hr	12hr	20hr	24hr	100hr
1.85	58.7	47.1	33.7	26.6	22.2	14.8	12.2	10.3	6.85	5.82	1.55
1.80	62.8	49.7	35.5	27.9	23.2	15.6	13.1	11.1	7.24	6.16	1.59
1.75	64.0	51.0	36.6	29.0	23.7	16.2	13.4	11.5	7.50	6.38	1.65

**Note:** Batteries to be mounted with 0.39 in (1.00 cm) spacing minimum and free air ventilation.  
Specifications subject to change without notification.

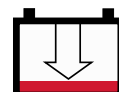
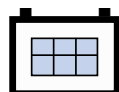
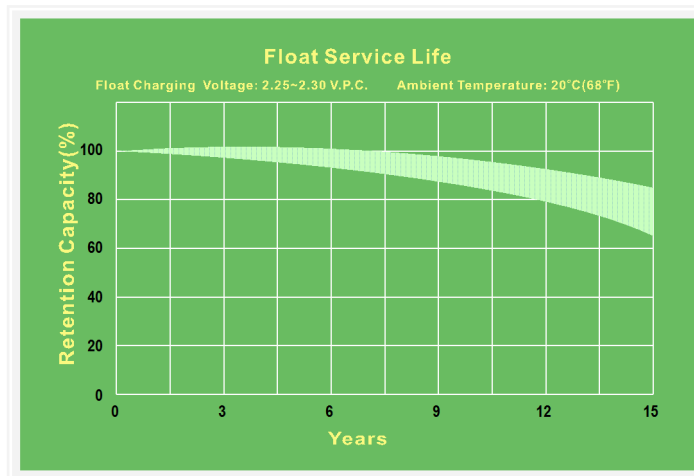
# Deep Cycle AGM Range

**EverExceed**<sup>®</sup>  
power your applications

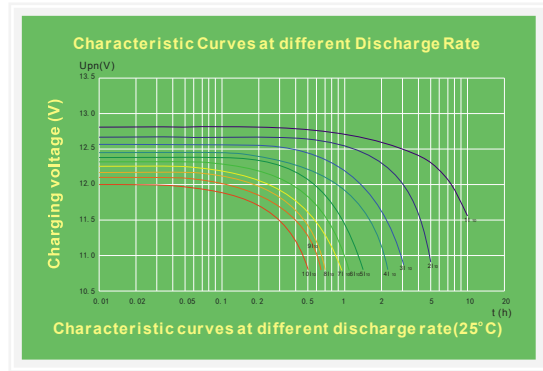
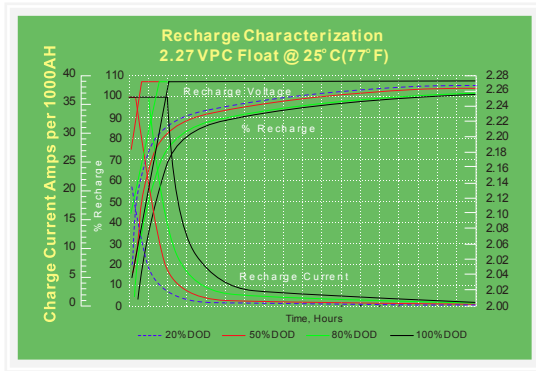


**TYPICAL CYCLIC PERFORMANCE**

CAPACITY WITHDRAWN	CYCLES
100%	700
80%	800
50%	1200
25%	2100
10%	4200



# Deep Cycle AGM Range

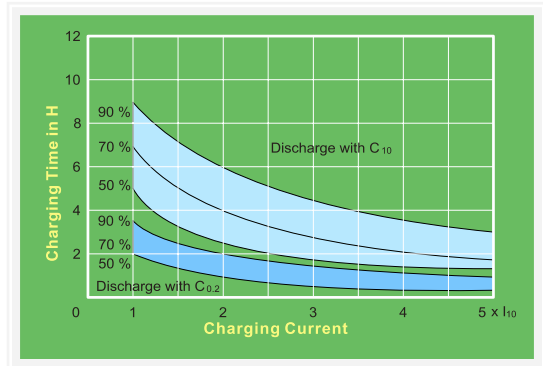
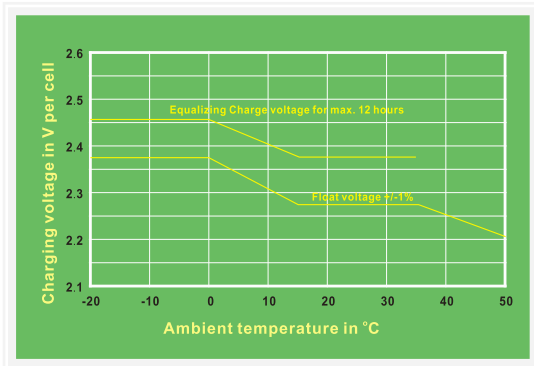


## Float Voltage & charging

Constant Voltage charging is recommended  
 Recommended float voltage: 2.27VPC @ 25°C(77°F)  
 Float Voltage Range: 2.25VPC to 2.30 VPC @ 25°C(77°F)  
 Equalize voltage: 2.35VPC for 12 Hours

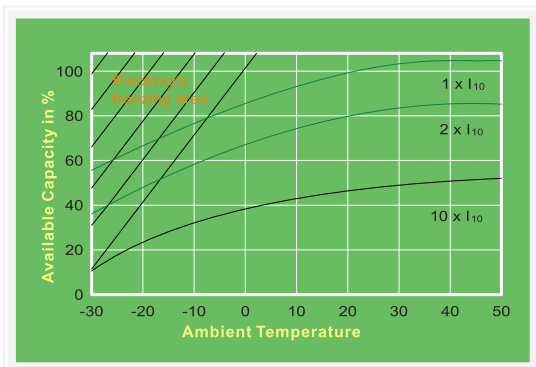
Temperature compensation:

Apply for temperature range of 0°C / 32°F to 40°C / 104°F. Subtract 3 mV / °C / cell or 1.7 mV / °F / cell, above 25°C / 77°F. Add 3mV / °C / cell or 1.7 mV / °F / cell, below 25°C / 77°F.

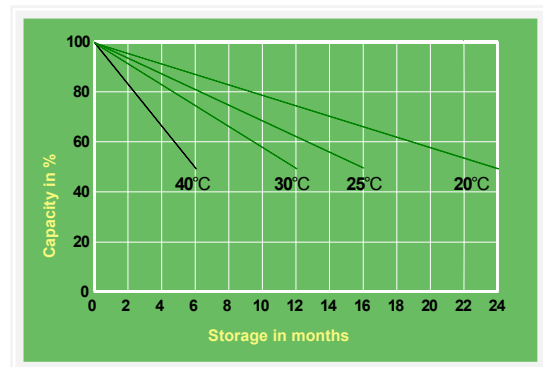


For charging 2.27 V/cell is recommended. The charging voltage must be compensated according to the curve for continuously different battery ambient temperature.

Recharging time in dependence of charging current (guide values) for up to 50, 70 and 90% of capacity at 25°C and with a charging voltage of 2.27 V/cell.



Extracted capacity in relation to the temperature.



Self-discharge in relation to the storage temperature.

