



GERMANY TECHNOLOGY
15 OPzS 1875
(2V-1930AH @ C10)

HIGH PERFORMANCE



Specifications:

- Very high operationally reliability under rough operating conditions.
- Low maintenance due to reduced antimony in the alloy and high electrolyte reserve.
- 20 years at 20°C (80% remaining capacity from C10).
- Also designed for cyclic applications.
- Also available in dry charged condition with separate electrolyte.
- Low gassing due to PbSb1.6SnSe alloy (EN 50272-2).
- Conforms to DIN 40 736 and DIN 40 737 T3.
- Electrolyte: diluted sulphuric acid dN = 1.25 kg/l.
- Optimized plate design produces increased capacities compared to DIN.
- Completely recyclable.

Applications

- | | |
|-------------------------|-------------------------|
| Telecommunications | Emergency lighting |
| Microwave radio systems | Power generation plants |
| Photovoltaics | |

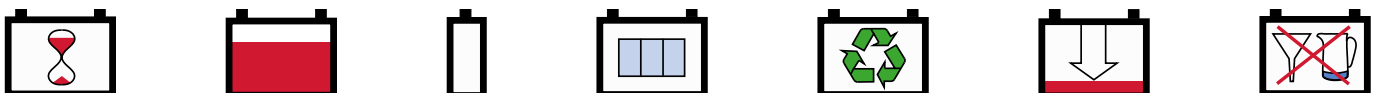
PROVEN HIGH RELIABILITY ENERGY STORAGE FOR CRITICAL APPLICATION

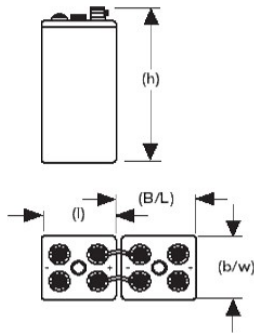
Innovative Features

- ◆ Tubular positive plates: Robust tubular plates consisting of a lead antimony alloy, optimized for high corrosion resistances.
- ◆ Pasted negative plates: Grid plate construction consisting of low antimony with long-life expander material.
- ◆ Separators: Microporous and robust, for electrical separation of the positive and negative plates and optimized for low internal resistance.
- ◆ Container: High impact, transparent SAN (Styrol-Acryl-Nitril).
- ◆ Safety Vents: Cells incorporate flame retardant ceramic plugs that filter out any drops of electrolyte from the escaping gases preventing any errant spark or flame from entering the battery.
- ◆ Poles: Screw connection for easy and safe assembly and maintenance-free connection with excellent conductivity.
- ◆ Post seals: Extremely high integrity post seal design to prevent electrolyte leakage and terminal corrosion.
- ◆ Connectors: Flexible, fully insulated cable connectors screwed to the terminal with an insulated screw having a probe hole on the top for electrical measurement.

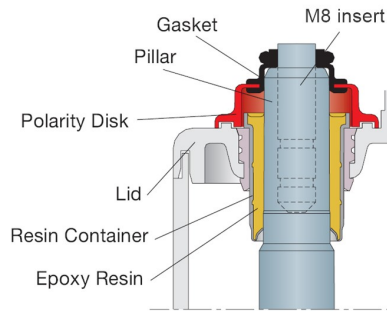
Standard and Compliance

DIN 40736 part 1 DIN 40737 part 2 IEC 896 part 1

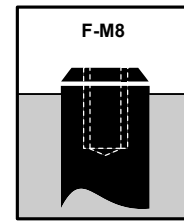




Dimension figure



High Reliability Post Seal



16 Nm

Container: SAN (acrylonitrile polystyrene),
UL 94 V-0 standard

Tubular OPzS Range Electrical Specifications & Dimensions

Part number	DIN Type	Nom. Voltage (V)	C8 AH to 1.75VPC	C10 AH to 1.80VPC	C100 AH to 1.80VPC	Outline Dimensions (mm)				Weight With acid (kg)	Acid Weight (kg)	Pole Pairs	Internal Resist. acc. to IEC 896-2 mOhms	Short Circuit Current	Terminal
						Length (l)	Width (b/w)	Height (h)	Installed Length (B/L)						
2TS151875	15 OPzS 1875	2	1928	1930	2741	215	400	815	225	146	40.0	3	0.29	11600	F-M8

Acid density $d_N = 1.250 \text{ kg/l}$

Tubular OPzS Range Discharge Data Amperes at 20°C

End Point Volts/Cell	Discharge Time in Minutes					Discharge Time in hours									
	5 min	10 min	15 min	20 min	30 min	1 hour	1.5 hour	2 hour	3 hour	4 hour	5 hour	8 hour	10 hour	20 hour	
1.90	563	561	551	542	517	452	415	379	319	276	250	186	160	86.0	
1.87	622	619	606	594	567	493	451	409	343	295	265	197	169	91.2	
1.85	680	677	661	645	617	533	486	439	366	314	280	208	178	96.4	
1.83	764	759	740	719	684	582	528	474	390	332	294	215	184	100	
1.80	890	882	858	829	783	656	590	525	424	358	314	227	193	106	
1.75	1098	1082	1047	1003	935	767	679	594	468	392	342	241	201	110	
1.70	1302	1275	1232	1168	1077	872	754	650	501	417	361	249	207	114	
1.65	1511	1473	1409	1334	1216	969	818	694	525	434	374	253	208	115	

Tubular OPzS Range Discharge Data Watts at 20°C

End Point Volts/Cell	Discharge Time in Minutes					Discharge Time in hours									
	5 min	10 min	15 min	20 min	30 min	1 hour	1.5 hour	2 hour	3 hour	4 hour	5 hour	8 hour	10 hour	20 hour	
1.90	1050	1050	1027	1003	966	848	784	722	615	548	500	381	333	177	
1.87	1059	1059	1039	1023	914	859	791	723	615	536	485	366	317	172	
1.85	1500	1495	1453	1411	1341	1134	1027	919	758	652	585	441	379	207	
1.83	1669	1659	1608	1561	1472	1228	1102	980	803	685	610	455	389	213	
1.80	1538	1527	1491	1450	1373	1152	1044	931	761	646	571	418	357	197	
1.75	1923	1907	1848	1784	1671	1371	1221	1077	863	728	642	458	386	214	
1.70	2218	2186	2121	2025	1880	1532	1334	1163	911	763	671	469	394	220	
1.65	2397	2361	2273	2175	2001	1610	1368	1178	908	758	663	457	380	212	

Long Duration Discharge Capacity (Ah) at 20°C

Part No.	DIN Type	End Point Volts/Cell	C ₂₄	C ₄₈	C ₇₂	C ₉₆	C ₁₀₀	C ₁₂₀	C ₂₄₀
2TS151875	15 OPzS 1875	1.85	2318	2587	2704	2709	2714	2719	2796
		1.80	2341	2613	2731	2736	2741	2746	2824

Actual battery performance data may be +/-5% of figures shown above.

